



CONHECENDO AS

FORMAS



le1v

NAME: _____

DATE: _____

IDENTIFICANDO AS FORMAS.


MARQUE COM UM X A RESPOSTA CORRETA.



- Triangle
- Circle
- Ellipse



- Triangle
- Hexagon
- circle



- Rectangle
- Star
- Square



- Rectangle
- Pentagon
- Ellipse



- Ellipse
- Triangle
- Square



- Circle
- Square
- Hexagon



- Rectangle
- Star
- Pentagon



- Hexagon
- Triangle
- Ellipse

NAME: _____


DATE: _____



Circle



Oval



Square



Rectangle



Star



Triangle

1. RELACIONE A PRIMEIRA COLUNA COM A SEGUNDA.

CIRCLE

OVAL

SQUARE

RECTANGLE

STAR

TRIANGLE

QUADRADO

ESTRELA

TRIÂNGULO

CÍRCULO

RETÂNGULO

OVAL

2. COMPLETE AS PALAVRAS COM AS LETRAS QUE ESTÃO FALTANDO.

a) C _ R _ LE

d) O _ AL

b) T _ IAN _ LE

e) RE _ TAN _ LE



c) S _ U _ RE

f) S _ AR


NAME: _____

DATE: _____

ESCOLHA UMA FIGURA AO LADO E DESENHE ELA NO CÍRCULO.




PAINT



TRACE





CONNECT



NAME: _____

DATE: _____

**ESCOLHA UMA FIGURA AO LADO
E DESENHE ELA NO RETÂNGULO.**




PAINT



TRACE



CONNECT



NAME: _____

DATE: _____

TRACE AS LINHAS E PINTE AS FIGURAS GEOMÉTRICAS.

SQUARE



RECTANGLE



ELLIPSE



CIRCLE



POLYGON



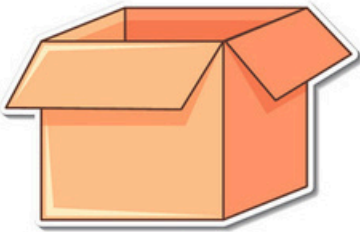
TRIANGLE




NAME: _____

DATE: _____

OBSERVE AS IMAGENS E DESCUBRA COM QUAL FORMA GEOMÉTRICA ELA SE PARECE:



- Triangle
- Square
- Ellipse



- Rectangle
- Circle
- Triangle



- Ellipse
- Rectangle
- Oval



- Polygon
- Square
- Circle



- Triangle
- Rectangle
- Polygon

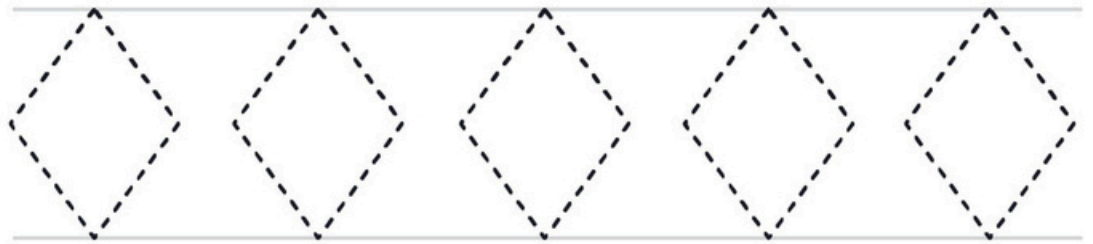


- Square
- Oval
- Polygon

NAME: _____

DATE: _____

1. TRACE AS FORMAS GEOMÉTRICAS:



2. TREINANDO A CALIGRAFIA:



CIRCLE



SQUARE




TRIANGLE

NAME: _____

DATE: _____

LIGUE A FORMA GEOMÉTRICA NA FIGURA CORRETA:



NAME: _____

DATE: _____

LIGUE A FORMA GEOMÉTRICA NO NOME CORRETO:




SQUARE



RECTANGLE



CIRCLE





TRIANGLE


NAME: _____


DATE: _____


JUNTE AS PALAVRAS:


	<p>N R A L E T I G</p>
<input type="text"/> <input type="text"/> <input type="text"/> <input type="text"/> <input type="text"/> <input type="text"/> <input type="text"/> <input type="text"/>	

	<p>L I C C R E</p>
<input type="text"/> <input type="text"/> <input type="text"/> <input type="text"/> <input type="text"/>	

	<p>A V O L</p>
<input type="text"/> <input type="text"/> <input type="text"/> <input type="text"/>	

	<p>O A H N G X E</p>
<input type="text"/> <input type="text"/> <input type="text"/> <input type="text"/> <input type="text"/> <input type="text"/>	


	<p>P T G A N E O N</p>
<input type="text"/> <input type="text"/> <input type="text"/> <input type="text"/> <input type="text"/> <input type="text"/> <input type="text"/> <input type="text"/>	

	<p>O A O C T G N</p>
<input type="text"/> <input type="text"/> <input type="text"/> <input type="text"/> <input type="text"/> <input type="text"/>	

NAME: _____

DATE: _____


1. TREINANDO A CALIGRAFIA:



circle circle

circle circle

2. CIRCULE TODOS OS OBJETOS QUE TENHAM A FORMA DE UM CÍRCULO



NAME: _____

DATE: _____

1. TREINANDO A CALIGRAFIA:



rhombus

rhombus

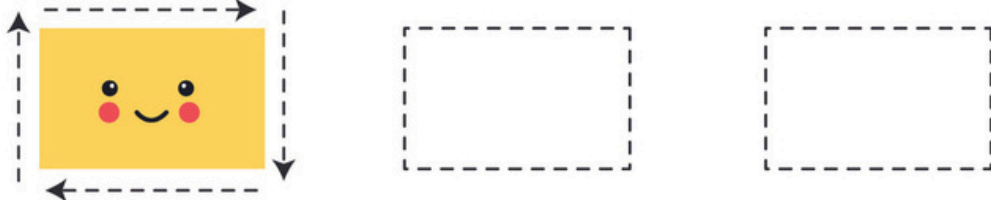
CIRCULE TODOS OS OBJETOS QUE TENHAM A FORMA DE UM LOSANGO



NAME: _____

DATE: _____

1. TREINANDO A CALIGRAFIA:



rectangle
rectangle

CIRCULE TODOS OS OBJETOS QUE TENHAM A FORMA DE UM RETÂNGULO



NAME: _____

DATE: _____

**VAMOS PREENCHER A CRUZADINHA
COM OS NOMES DAS FORMAS GEOMÉTRICAS:**

The crossword puzzle grid is composed of empty circles. The shapes are placed as follows:

- Green Circle:** Located on the left side of the grid, with its right edge touching the first circle of the second row.
- Blue Hexagon:** Located in the upper middle, with its bottom edge touching the top of the fourth circle of the second row.
- Orange Triangle:** Located in the upper right, with its bottom edge touching the top of the sixth circle of the second row.
- Orange Rectangle:** Located in the lower middle, with its top edge touching the bottom of the fourth circle of the seventh row.
- Green Oval:** Located in the lower right, with its top edge touching the bottom of the eighth circle of the seventh row.

The grid layout is as follows:

- Row 1: 10 empty circles.
- Row 2: 10 empty circles.
- Row 3: 10 empty circles.
- Row 4: 10 empty circles.
- Row 5: 10 empty circles.
- Row 6: 10 empty circles.
- Row 7: 10 empty circles.

NAME: _____

DATE: _____

ENCONTRE AS PALAVRAS:

Circle • Oval • Square • Rectangle • Triangle

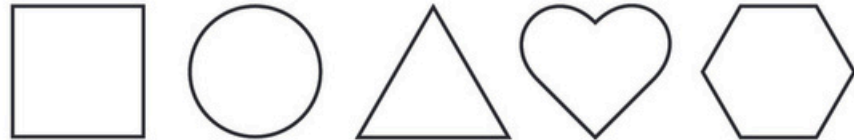
G	S	H	Z	F	K	O	T	B	D	E
W	O	N	M	J	Q	O	V	A	L	P
R	X	T	R	I	A	N	G	L	E	H
E	R	S	G	J	K	L	A	X	Y	D
C	P	W	O	S	I	L	M	L	G	Z
T	B	D	C	A	Q	I	E	N	X	R
A	M	O	I	F	H	U	V	U	T	O
N	V	U	R	E	W	N	A	P	J	C
G	R	V	C	T	X	A	F	R	J	K
L	L	T	L	U	E	E	C	A	E	E
E	O	Y	E	U	W	Y	E	H	D	T

NAME: _____

DATE: _____

IDENTIFIQUE E PINTE A FORMA CORRETA:

Circle



Triangle



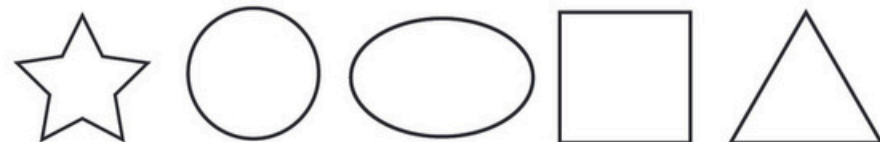
Square



Hexagon




Ellipse



Pentagon



Heart



Star

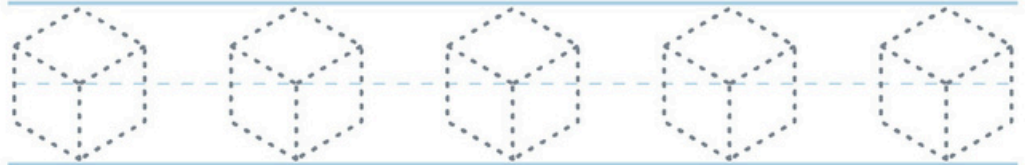


NAME: _____

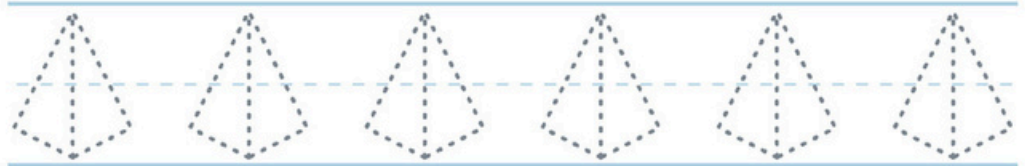
DATE: _____

TRACE AS FORMAS GEOMÉTRICA

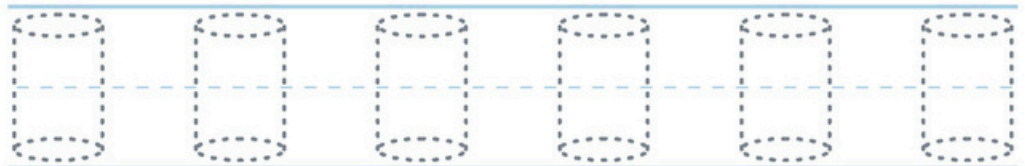
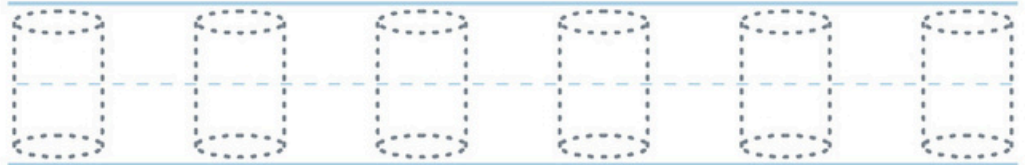
SQUARE



TRIANGLE



CYLINDER








NAME: _____

DATE: _____

GRÁFICO DE FORMA



PINTE UMA CAIXA NO GRÁFICO PARA CADA FORMA.


								
								
								
								

NAME: _____

DATE: _____

HEXAGON

ENCONTRE E PINTE TODOS OS **HEXÁGONOS**





NAME: _____

DATE: _____

SQUARE

ENCONTRE E PINTE TODOS OS **QUADRADOS**





NAME: _____

DATE: _____

ELLIPSE

ENCONTRE E PINTE TODOS AS **ELIPSES**


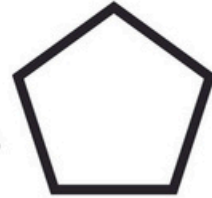


NAME: _____

DATE: _____

PENTAGON


ENCONTRE E PINTE TODOS OS **PENTÁGONOS**



NAME: _____

DATE: _____

CORTE E COMBINE AS FORMAS.



NAME: _____

DATE: _____

COLE E COMBINE AS FORMAS

